

THE SMOKY MOUNTAIN PHILATELIST

JOURNAL OF THE ASHEVILLE STAMP CLUB



ESTABLISHED 1924 • APS CHAPTER NO. 0793-64417 • SINCE 1971

September - October 2017
Volume 10, Number 5

CONTENTS

President's Letter	2
Editor's Column.....	3
Shows & Events	3
The Variety Hunter	4
<i>Rich Hoger's French POs in China</i>	5
<i>A Wartime Tale Told by Three Covers</i>	6
Stamp of the Month.....	9
The Revenue Corner	10
<i>Meaningless or Deceiving Adjectives Used to Describe Stamp Items for Sale</i>	12
Club News	13
Get to Know Your Fellow Collector.....	13
Classifieds.....	13

THE ASHEVILLE STAMP CLUB

WWW.ASHEVILLESTAMPCLUB.COM
WWW.STAMPS.ORG/ASHEVILLE-STAMP-CLUB
WWW.SEFSC.ORG/ASHEVILLE-STAMP-CLUB

ELECTED OFFICERS

President: Robert Taylor, 828-447-4699
Email: robertt16@bellsouth.net

Vice President: Larry Oliver
Email: stamper707@gmail.com

Treasurer: Stan Kumor,
Email: kumorsm@morrisbb.net

Secretary: Jay Rogers
Email: jaylr232@gmail.com

Past President: Ed de Bary
Email: emdeb@charter.net

APPOINTED POSITIONS

50-50 Fundraiser: Lucille Lamy

Auctioneers: Ed de Bary & Jay Rogers

Membership: Larry Oliver

Journal Editor: Randall Chet
Email: randallchet@gmail.com

WHO TO CALL

If you cannot make a meeting, club event, presentation, or have a question or a suggestion, please contact:

Robert Taylor, 828-447-4699
Email: robertt16@bellsouth.net

GENERAL INFORMATION

The Asheville Stamp Club meets at Deerfield Episcopal Retirement Community, 1617 Hendersonville Rd, Asheville, NC in the Blue Ridge Room of the Community Center at 1:30 pm on the third Sunday of each month. Bring stamps and covers to sell, trade, or show. There are Nickel Boxes and Envelopes of stamps with new material being added all of the time. The club's 2015 Scott catalogs will be at the meeting; World Classics, World, and US Specialized. As always, there will be the 50-50 Drawing and Door Prizes.

©2017 The Asheville Stamp Club



PRESIDENT'S LETTER

It is hard to believe how fast the year is flashing by. Our well attended monthly meetings have been filled with excellent programs and very strong auctions. The influx of new members is very rewarding.

I am always open to new ideas that can be discussed among the club's officers and among the members. That is how we grow as a club by getting everyone involved.

As we discussed during our August 20th meeting, we are looking for a vice-president candidate to replace Larry Oliver who will move up and replace myself beginning January, 2018. If you would like to be considered, please let me know.

In addition, Jay will order a new Champion Stamp Sales package for our January, 2018 meeting. This is a great opportunity for all members to acquire nice stamps at well below catalog value prices. Thank you Jay!!!!

Best regards, Robert

ASC MEMBERSHIP APPLICATION

DATE _____

NAME _____

ADDRESS _____

CITY _____

STATE _____ ZIP _____

PHONE _____

EMAIL _____

COLLECTOR DEALER (CIRCLE ONE)

I COLLECT _____

RECOMMENDED BY _____

Please print, fill out and bring to a club meeting with \$10 payable to ASC, or send to Jay Rogers, Secretary ASC, 15 Hickory Court LN, Hendersonville, NC 28792.

Email your articles, letters, classified ads, auction items, and comments for the Smoky Mountain Philatelist to Randall Chet: randallchet@gmail.com
Deadline for the July-August issue: June 25th

SMOKE SIGNALS

Pictured here is a very interesting cover I picked off eBay a few weeks ago. It's a typical "first flight" airport dedication cover which is pilot-signed — nice, but hardly a rare or valuable item.

What makes it special? I grew up not four blocks from this airport. More accurately, it's successor (Lorain City Airport) located across the road from this one. The sight and sound of planes was a constant interest to us kids and we swear we could see the pilots wave as they made their approach on their flight path.

Why am I telling you this? Just a few minutes after I paid for this cover through Paypal, I got a call from fellow ASC member Jim Haxby. "You just bought one of my covers Randall!" Jim exclaimed. Turns out he just bought a big collection of first flight covers and was in the process of listing them on eBay.

I'm sure every one of us has boxes of stamps we'd be willing to trade or sell. And I'm sure every one of us has a list (or at least an idea) of the stamps we'd REALLY like to find. Why not get to know your fellow Asheville Stamp Club members a little better to help fill those spaces? I'm sure somebody in the club has some stamps or covers you are interested in.

To that end, I propose you prepare your *For Sale or Trade List*, and your *Want List*. These can be as simple or as comprehensive as you please. Include prices if you like. Your fellow ASC members should know how to get a hold of you. If you don't mind offering your stamps to those outside our club, be sure to include your phone number or email address. Send me a .pdf and I'll post it on a special page I create on our website. Send your .pdf(s) to randallchet@gmail.com.

And to get better acquainted with your fellow members, I would love each and every one of you to share your story of how you became stamp collectors. It is very important to remind our other members of what you collect and why. So, we're going to start a regular column titled *Get to Know Your Fellow Collector*.

If you have any questions, comments, stories, articles, pictures (anything but a political rant), feel free to email them to randallchet@gmail.com. I'll do my best to include them in a future issue of the Smoky Mountain Philatelist. Happy Collecting!



To make this easy, I'm going to suggest a number of questions to answer. You won't be limited to these; and you certainly won't be required to answer each of these. If you feel like sharing, please copy & paste these questions with your answers (and any other comments) into an email addressed to randallchet@gmail.com. New members get priority! We'll feature one member each issue.

What's your name and what do you do when you are NOT collecting stamps?

How and when did you get started collecting stamps?

Are you a specialist or a generalist and why? How has your stamp collecting evolved?

What countries or areas do you collect?

What is your favorite stamp?

Do you collect anything else?

Would you like to trade with other members of the club? If so, what do you need and what do you have to offer?

What area of collecting would you like to tackle next?

What is your favorite part of our club meetings and how can we make club meetings even better?

SHOWS & EVENTS

Sept. 30th, Oct. 1, Asheville NC
Stamp & Postcard Show
Comfort Suites Outlet Mall
890 Brevard Road
(next to Asheville Outlets)
(I-26, exit 33 & NC Hwy exit 191)
Asheville, North Carolina.
Sat: 10 - 5, Sun: 10 - 4
Contact: Cary Cochran, 800-560-5310

Nov. 4th & 5th, Charlotte, NC
Charlotte Stamp Show
St. Sarkis Armenian Church
7000 Park Road
(Hwy 77, exit Tyvola Road, go east 2.5 miles, turn right on Park Rd, 1 mile on rt.)
Charlotte, North Carolina
Sat: 10 - 5, Sun: 10 - 4
Contact: Cary Cochran, 800-560-5310

Nov. 18th & 19th, Raleigh, NC
Coin, Paper Money & Stamp Show
James E. Holshouser Building
NC State Fairgrounds
(1025 Blue Ridge Road, Raleigh, NC)
Sat: 10 - 5, Sun: 10 - 3
For more information, visit www.RaleighCoinClub.org



THE CASE OF THE 529A AND THE 530A

In previous columns I have focused on plate varieties, but today let us look at a printing variety. The pictured stamps are: #529a—three cent purple, type III, offset printing, double impression; and #530a—three cent purple, type IV, offset printing, double impression.

These are spectacular double impressions, showing great distance between impressions. They almost make you think your eyes are out of focus. It is interesting with offset printed stamps the paper is not actually printed twice. The plate puts ink on the transfer roll twice. If the transfers are slightly apart then when

the paper does go over the transfer roll, both ink impressions are transferred to the paper at the same time, showing the double image. This also explains why 1 image is slightly blurry, and less distinct. The ink was disturbed from the first transfer by the second, so the second transfer is bolder and clearer.

These are not rare varieties for the offset series, and can usually be found at a large stamp bourse. These three cent denominations can be had for only \$20 to \$30 dollars.

Happy Hunting! Scott



*Scott #529a
Type III offset printing*



*Scott #530a
Type IV offset printing*

CLUB NEWS

MEMBER BOB BOUVIER IS FORMING AN ARCHIVE


Member Bob Bouvier has been collecting past issues of Asheville Stamp Club publications that he is sending to the American Philatelic Research Library in Bellefonte, PA to augment their holdings. He has accounted for all newsletters published since 2011 and is missing only one issue for 2010 (assuming it was published): The January-February 2010 issue of the Smoky Mountain Philatelist. If you have a copy of this issue, or know for certain it was not published, please contact Bob at bouv1946@gmail.com or 828-713-0270. His efforts for locating issues from 2006 on back have been largely unsuccessful. A mere handful have been located, dating back to 1970. If you know of any, please contact Bob.

RICH HOGER'S FRENCH PO'S IN CHINA STAMP PAGES

The Asheville Stamp Club held its First Annual "my favorite stamp" exhibit expo on Sunday August 20, 2017. First place was awarded to Rich Hoger for his exhibit of French PO's in china illustrated entry. Congratulations Rich! I'll let Rich take it from here:

"My original plan was to acquire the complete 1907 Natives (girls and women) set from the colony of French Indochina. However, I picked up a different favorite philatelic item for Indochina so I set out to acquire a different stamp or philatelic item from that issue overprinted for each of the seven French post

offices from that era in Southern China. The cover (from 1929, near the end of the time of usage for these stamps), includes a 50 centime Cambodian girl stamp surcharged Hoi Hao (now Haikou) China and 20 cents, and a 2 Franc Hmong woman stamp surcharged Mongtseu (now Mengzi) and 80 cents. The cover was actually sent from Saigon to Hanoi in French Indochina and the surcharged stamps were used instead of stamps from Indochina proper. The 5 Franc Laotian woman and elephants stamp overprinted Canton (now Guangzhou) is on the other page. Each page includes drawings showing various scenes at or near these cities in present day China.



A WARTIME TALE TOLD BY THREE COVERS— NONE RECEIVED

Larry Oliver

The onset of war usually disrupts mail service and often causes mail to be returned to the sender for one reason or another. This is the postal story of three attempts to send mail to one soldier aboard a merchant marine ship out of Denmark.

The Background

The shipping company, Det Østasiatiske Kompagni, or DOK, also known as the East Asiatic Line, was a major shipping agency with a substantial fleet of ships sailing between Copenhagen and Bangkok, with stops in between. One of their ships, the “Peru” was a 5584 ton cargo vessel that departed in the first days of February on its way to Bangkok. One other outfit, the Hull-Blyth Company, was a partial competitor for DOK, but controlled many coaling stations around the world, including in Port Said, Egypt. The addressee was a machinist assistant on the Peru.

Denmark in February 1940 was doing their own feeble preparation for a likely German invasion. Their strategic position on the Baltic meant that the Germans would want to control them in order to attack Norway and control the Baltic sea lanes. Everyone in Denmark was nervous.

The Postal History Story

The first of this pair of covers—Figure 1 front and back—was mailed 5 February from Copenhagen, addressed locally to the docks and particularly to the machine assistant, Villy Williamson, on the Peru. The ship having departed, the letter was put on the next vessel of the line (name unknown) and carried onward to find the seaman. We can tell that the ship stopped in Singapore because the three line handstamp “Passed for Transmission” is unique for that city, as only that one handstamp had the bent third line. The phrase itself is also unique to the Malaysian peninsula, but it usually appears in a violet triangular shaped cachet, and indicates that the piece was



The details of the “PASSED FOR TRANSMISSION” handstamp unique to Singapore as used on the 5 February cover.

not required to be censored by them. It was handed back to the steamship company, who added the forwarding address of the East Asiatic Line office in Bangkok. It traveled to Bangkok outside the mails. No date stamps were added in Singapore, as it did not enter the mail stream there. Upon arrival at Bangkok, it went through the postal censor, receiving the two purple markings on the right side

Figure 1



The first of the three covers, sent 5 February 1940.



The reverse of the first cover 5 February 1940.

Figure 2

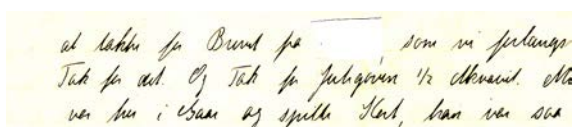


The details of the Bangkok purple censor markings applied to the 5 February 1940 cover.

The details of the Dead Letter Office marking in Penang, clearly dated 15 April 1940, overlaid with the Egyptian censor tape and the Port Said censor date stamp for 18 May 1940.



The details of the Postal Service Suspended marking on the reverse of the 5 February 1940 cover.



The section of the 5 February 1940 letter showing the portion excised by the censor with the route destination of the Peru.

of the front. It was not opened, however. The earliest date stamp for Bangkok is 8 April 1940, from the bridge cancel on the reverse. It went to the offices of the East Asiatic Line, then was returned to the General Post Office, where there is a marking for 12 April 1940 for Bangkok on the reverse. The letter was then sent to the Dead Letter Office in Penang, where it was received 15 April 1940, from the black oval marking on the reverse.



The second of the three covers, sent 12 February 1940.



The reverse of the second letter, postmarked 12 February, Copenhagen.

The second letter [figure 2 front and back] was mailed 12 February 1940, Copenhagen co-cancelled 14 February when it was put on another ship to be sent on as the first one was. This time, however, the letter passed through Liverpool, where it was censored by the British. The censor tape on the right hand side is a leftover from WWI, and the censor number 1655 was a person stationed in Liverpool. The cover then followed the route of the first one, to Singapore. The "Passed for Transmission" handstamp was applied there since no censoring was done to it, then the cover was forwarded, as the first, to Bangkok office of the East Asiatic Line. It, too, was handed over to the postal authorities who stamped it as having been seen by the censor but not opened.



The Singapore applied "PASSED FOR TRANSMISSION" unique handstamp used on the 12 February cover.

At this point, I believe that someone in Bangkok, who, upon receiving the second letter, arriving 17 April and addressed to the same person, recognized the coincidence and contacted the Dead Letter Office to recover the first

This is a blowup of the Bangkok purple censor markings applied to the 12 February letter from Denmark, identical with those on the 5 February cover.



The blowup of the Bangkok 17 April 1940 datestamp on the second letter, underneath the Egyptian, censor tape.

letter. The first letter has a Bangkok receiver of 20 April 1940 and a Bangkok GPO release date of 22 April, coinciding with the second letter. Both letters were then readdressed to Hull

Blyth Company in Port Said, Egypt. Hull Blyth was a shipping company which maintained coaling stations in many ports, including Port Said. Because the forwarding address was a different company than his original one, I suspect the post office added the new address, based on information they received about the next destination of the ship.

Both covers passed through Cairo on 17 May and were censored there, with the tape applied and backstamped (the date is clear only on the first cover). The contents of the first letter are available, and show that a single word was scissored out by the censor. The words preceding it, in Danish, were “fra Beirut pa”, meaning “from Beirut to”. Interesting speculation that a censor in Egypt could read Danish, unless he/she just excised a recognizable location in the Middle East. The Port Said receiving date stamp is for 18 May 1940, from the roller cancel. There is a straightline date stamp for 19 Mai 1940, probably applied by the Hull Blyth Company. The seaman was apparently not there, however, and the covers were returned to the mail stream, and marked “Retour” in a boxed handstamp. Note that “Postal Communication Suspended” marking was also applied, since Denmark had, by then, been invaded and conquered by the German Army.

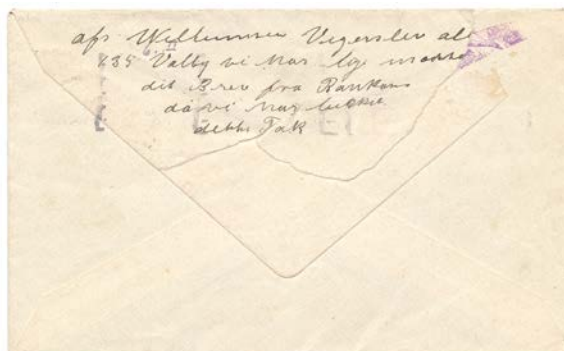
The third cover in this trilogy is almost a footnote to the history, but because of the timing, it is interesting in itself. It (figure 3, front and back) was mailed by the same sender as the 5 February cover, but this one is postmarked Copenhagen 8 April, 1940. On 9 April, at 0415 hours, German troops, including the first ever use of paratroopers, invaded Denmark. At 0600 hours King Christian X capitulated for Denmark having lost 3/4 of his Air Force already, and by the time the cover received its outgoing postmark on the 9th, postal service to Great Britain had been suspended. The cover was marked “Postudvekslingen indstillet/Retur afsenderen”, Postal Service Suspended/Return to sender. The postal clerk wrote “Valby” in blue crayon on the front, taking it from the return address on the back.

Sailor Villy Williamson survived the war, but details of when he returned home are not available. The ship he was on, the “Peru”, displaced 5584 tons and was strictly a cargo ship. On a run between Calcutta and Freetown, South Africa, 13 November 1941, it was torpedoed and sank. All 45 hands were saved.

Figure 3



The front of the cover mailed from Copenhagen 8 April 1940, the day of the invasion, and subsequently returned to sender.



The reverse side of the cover first postmarked 8 April 1940, the day before the German invasion, showing the return address of the sender, in Valby.

THE BEAUTIFUL CANADA SCOTT #158 "BLUENOSE"

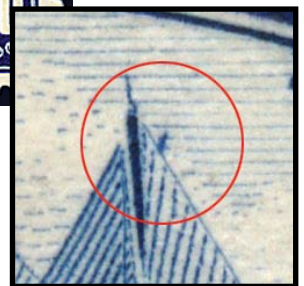
Robert Taylor

Considered one of Canada's most beautiful stamps, the Bluenose was created in 1929 as a high value (50 Cents) in the King George V scroll issue. It's striking dark blue color is very evident and has been a collector's favorite from that year onward. The name Bluenose was actually the name of a Canadian fishing schooner as you will see in more info below.

Printed by the Canadian Banknote Company of Ottawa, it shows the fishing schooner photographed racing off Halifax Harbor by Wallace MacAskill in 1922. The designer actually chose to show two images of the schooner to represent it winning one of its legendary races.

Despite its racing career, the Bluenose is not a yacht but a fishing schooner, and actually spent much of its life as a working ship although it was designed and built with racing in mind. It was one of hundreds of schooners that each year ventured out into the Grand Banks off the coast of Newfoundland, fishing for cod from March to October. Designed by noted yacht designer William Roue of Halifax, it was built in Lunenburg, Nova Scotia, and launched in 1921. Its name "Bluenose" is a nickname given to those who fish the Grand Banks, although the ship is actually painted black. On one excursion, the Bluenose brought back over 300,000 pounds of cod, the largest catch ever recorded in Lunenburg's history.

In Canada, there is an annual challenge called the International Fishing Trophy, a competition among the fishing boats of the Grand Banks. The Bluenose, reaching speeds of 17 knots under full sail, won the trophy in 1921, 1922, 1923, 1931 and 1938 under Captain Angus J. Walters, never losing a race in 17 years. It sailed



There is a rarity that exists with this issue. It's called "man on the mast". It appears as a small image of a figure just below the top of the forward mast. This is an item that can be faked easily so expertizing of such a stamp is necessary. Such legitimate varieties are quite pricey.

to Chicago in 1933 to represent Canada at the Century of Progress Exhibition, and sailed to England in 1935 for the Silver Jubilee of King George V. Outdated and replaced by modern motorized vessels, it was retired from service in 1942 and sold to work as a freighter in the Caribbean, stripped of its sails and masts. Laden with a load of bananas, in 1946 it crashed into a reef and sank off the coast of Haiti, a sad ending to a legendary icon.

The famous Bluenose, easily the most recognized Canadian ship and a national symbol of Canada, is also shown on the Canadian dime and on Nova Scotia license plates. Today, the Bluenose II, a replica built in Lunenburg in 1963, recaptures the glory of these magnificent schooners, representing Nova Scotia at numerous events.

With just over one million copies printed, it remains and continues to hold excellent value:

MNH	\$450.00
MH	\$350.00
FINE	\$200.00
USED VF	\$100.00
USED FINE	\$50.00

Looking to fill this space?
Call Bob.

931-561-7167
WORLDWIDE STAMPS
www.bobsazama.com

APS
INTERNATIONAL STAMP DEALERS ASSOCIATION
NSDA

Four Auctions per Year!
www.SterlingKingbrookAuctions.com

STERLING Kingbrook AUCTIONS

Accepting Consignments or Outright Purchase
Brighton, Michigan
810-220-6000

M.S.D.A. Midwest Stamp Dealers Association

Dealers: Are you interested in reaching more collectors? Small display advertising is just one of the benefits available for Asheville Stamp Club members. Our membership application can be found on page 2 of this journal.

WHAT ARE REVENUES AND WHY SHOULD I COLLECT THEM?

A PRIMER FOR COLLECTING UNITED STATES REVENUES - PART 2

Randall Chet, adapted from "What Comprises a Revenue Collection?" by George T. Turner

#REA13

In the May-June 2017 issue of the Smoky Mountain Philatelist, I introduced readers to the specialization of US Revenue collecting. Although most philatelists concentrate on collecting postage stamps, worldwide revenue adhesives predated postage adhesives and the number of revenue issues outnumbered postage issues—at least during the first century of said stamps. Follow along as we explore part 2 of this series of 3 articles. All of the following are listed in the Scott Specialized Catalog of US Stamps & Covers.




#REA47

5. Wine and Cordials (Scott RE), Figure 1

1914 through 1954

While these issues were in use, Treasury Department rulings made the sale, purchase or ownership of these stamps illegal. Fortunately for us collectors, many disregarded their illegality, and these stamps can be easily found in most collections.

Wine stamps are very popular and in demand, and except for several dozen rarities, are quite attainable to the collector of modest means.



#RE180



#RE39

#RE20

6. Tax Pairs

a. Beer Stamps (Scott REA): 1866-1920, 1933-51

There are a great number of types of tax pairs to collect, however, the US Scott Specialty catalog only lists a small number of them. In part three of this series I'll talk about unlisted tax paid revenues, many of which are listed in Sherwood Springer's excellent series of small catalogs.

What is a tax paid revenue? Tax paid revenues are a type of revenue stamp that for the most part is denominated in units (one pint, 3/5 barrel, 10 cigarettes) rather than money.

Beer stamps, first issued in 1866, discontinued during Prohibition, then in use until 1951, are wonderful examples of engraver's art. Many are truly difficult to come by in very fine condition. All are large and showy, many being bi-colored with finely executed portraits of prominent Americans not found on other revenue issues.

b. Playing Cards (Scott RF): 1894-1965

US revenue stamps, inscribed PLAYING CARDS, were included in the US revenue general issues of 1862-1871, but after the general issue was retired in 1871, other revenue stamps were used to indicate the payment of the federal tax on playing cards.

New revenue stamps, designed specifically for the federal

#RF27



tax on the sale of playing cards, were introduced in 1894. This new series of playing card stamps would continue in use, until the tax was abolished in 1965.

c. Potato Tax stamps (Scott RI): 1935

Potatoes were subject to regulations under the Agricultural Adjustment Act of 1935 effective December 1, 1935. Farmers that exceeded their federally established quotas were required to pay potato tax on the excess volume with the tax paid stamps. The tax amounted to 3/4 C. per pound of potatoes. Thirteen (tax paid) potato tax revenue stamps were issued in 1935. The stamps are inscribed in pounds (of potatoes) at the top and in dollars / cents (tax amount) at the bottom. On January 6, 1936, the US Supreme Court declared the Agricultural Adjustment Act unconstitutional. Because of the Act's short life, the tax paid stamps were never used. The sets were then sold to collectors by the Department of Agriculture and are still quite popular.



#RI4

#RI17


The final installment of this series will cover various and sundry unlisted (at least by Scott Publishing) revenue stamps.

7. Hunting Permit Stamps—Ducks! (Scott RW)

“Duck Stamps,” or Federal Migratory Bird Hunting and Conservation Stamps, are pictorial stamps produced by the U.S. Postal Service (USPS) for the Fish and Wildlife Service (FWS). They are not valid for postage. The stamps were originally created in 1934 with the enactment of the Migratory Bird Hunting Stamp Act, and serve as the federal license required for hunting migratory waterfowl. Stamps are valid for one year. The fees generated from the sale of the Federal Stamps are used to purchase or lease wetland habitat for protection in the National Wildlife Refuge System.



#RW26



#RW4

In addition to Federal Duck Stamps, many states issue their own duck, hunting and fishing stamps, and in 1993 the Federal Junior Duck Program was instituted. The purpose of this program was to teach youth through the medium of art the importance of conserving wetlands and migratory birds.

8. Motor Vehicle Use Tax (Scott RV)

US revenue stamps for the motor vehicle use tax were used from February 1942 through June 1946. Because of serious wartime shortages, including gasoline, the US government imposed the motor vehicle use tax to encourage people to use public transportation and to help pay for the war effort. The new motor vehicle use tax stamps were designed to be displayed on the inside of an automobile windshield. The back of each stamp had spaces for the automobile owner to enter the make, model, engine number, and license plate number of their vehicle.



#RV40

MEANINGLESS OR DECEIVING ADJECTIVES USED TO DESCRIBE STAMP ITEMS FOR SALE

Larry Oliver

I was originally trained as a journalist, and my father taught me some very pertinent things about the use of language. Amongst them was the importance - and lack of importance - of certain words. He was the first to teach me about objectivity vs. subjectivity. He phrased it as unambiguous and ambiguous, respectively. Some words have a clear, precise meaning, while others (commonly used in advertising!!) can be interpreted in multiple ways. The subjective words or phrases tend to appeal to the reader's own desires, with the reader (or listener) interpreting them in the way most pleasing to the reader. We were not allowed to use the subjective words in our newspaper except in the opinion columns. Newspaper reporting was the "who, what, when, where, how and why" approach, with caution to be exercised in the "why" discussion.

Stamp dealers, auction houses, and even collectors like to embellish the descriptions of their offerings with subjective, or ambiguous terms. Even philatelic authors succumb to the temptation to express a feeling or an emotion about the topic of the article.


We, as readers and buyers are always going to be exposed to vague terms and we almost without awareness read them, apply our own interpretation, and go on. It may be of some value to all collectors to develop a sense for these adjectives that, while probably not intended to deceive, induce a positive unconscious reaction that encourages purchase of the item.

Over some period of time, I have jotted down the words and phrases that I have observed in auction catalogs, dealer descriptions and ads that fit the above definition of ambiguous interpretation.

Enjoy reviewing this list of terms used in stamp auction catalogs and dealer's ads that are enticing, but uninterpretable, and use

caution when you see the word or phrase used to describe the collection or item you are examining!

NEXT UP WE HAVE A LOT THAT IS NOT ONLY INTRIGUING, BUT REWARDING, SERIOUS, HAPPY-GO-LUCKY, MUDDLED, OUTSTANDING, SURPRISING, AMENDABLE, EXCITING, A BONANZA; CLOSET-CLEANING, BULGING, PHENOMENAL; A SELECTION THAT IS LARGELY COMPLETE AND IMPRESSIVE; AN ASSORTMENT, NO, A ROYAL SELECTION: STRIKING, OUTSTANDING, AND EXTRAORDINARILY BALANCED FOR A WHOLESALE OFFERING!!!!



PROGRAMS

September is auction month once again, so bring the rest of those stamps and cover duplicates that have been collecting dust all summer.

John Owen from the Columbia Stamp Club will NOT be giving a presentation at the next meeting, September 17. He will give his presentation in October, on the 15th.

JayRogers, Secretary



GET TO KNOW YOUR FELLOW COLLECTOR

ROBERT TAYLOR

I'm a long time collector of both stamps and coins. As a teenager, my dad got me into stamps about the same time as I immersed myself into coins. Once I felt I had enough experience to handle a table at a coin show, I would set up at many weekend coin shows in central Florida during my stints in the corporate world. During those years, I just collected stamps on the side.

After retiring from the IT corporate world in 1995, I began doing more and more coin shows and eventually ventured into attending stamp shows to see how the dealers managed the dealer business end of it.

After moving to Lake Lure in 2005, I decided to set up my own in-house appraisal and purchase business. Quite exciting and it felt great to work out of my large office and storeroom within our home. I set up a website and initiated an advertising process through our local area magazine which is distributed to quite a few communities.

I became an approved dealer representative with the APS a few years back which also helps in stamp appraisal leads.

My current stamp and coin appraisal & purchase business is about 50/50 for business volume and I travel around within a 200 mile radius. Most collections are mom & pop small collections or better titled, "accumulations".

I personally collect all U.S. stamps along with early Canada and Great Britain. I do not set up as a dealer at coin or stamp shows any longer because of the cost (table, motel, food, travel, etc.) and it can be very time consuming. I just really enjoy appraising and purchasing coin & stamp collections then breaking them down for resale (or add to my collections).

Our very knowledgeable member, Scott Martz, comes over to my house about twice a month to help me sort out collections I have purchased and most importantly, help me immensely with organizing my personal collection. Thank you Scott!!!

STAMPS – WANTED, FOR SALE OR TRADE

Wanted! WWII US patriotic covers - especially with cachets that are "politically incorrect", humorous, or feature women. Top prices paid - which ain't much, frankly! Larry Oliver stamper707@gmail.com

Wanted! US First Issue Revenues. Large accumulations as I am looking for shades, paper types and cancellations. randallchet@gmail.com

Wanted! Philatelic Literature related to US revenues, especially any back issues of the American Revenuer, and Weekly Philatelic Gossip 1936 - 1957. Also any general periodicals 1880 - 1950. randallchet@gmail.com

For Sale! 98 US FDCs in a VPD flip binder and slipcase. Most 1958-60, most unaddressed with cachet. \$25 randallchet@gmail.com

Trade! Hundreds of UN FDCs. Large 8.5 x 11 flag series block covers. Smaller covers. Does anybody collect these? randallchet@gmail.com

For Sale! USPS Commemorative Yearbooks. Mint. Few to no stamps. Years: 1998, 1999, 2001, 2002, 2004, 2005, 2007. \$5 each. randallchet@gmail.com

If you are a member of the ASC and have something of interest to list, feel free to email your classified ad to randallchet@gmail.com. As space allows, I'll do my best to include it in the next issues of the Smoky Mountain Philatelist.